



My Bikeability Bauble Competition

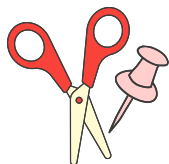


You will need:

Printer &
card/paper



Scissors &
a pin




String or
ribbon




Colours and
decorations



Help from
an adult



Instructions

- 1** Choose one of the cycle templates and print it out on card or paper. We recommend using card for extra support!
- 2** Cut out the cycle template along the dotted lines using scissors. *Ask an adult for help with this bit*
- 3** Get creative! Decorate your cycle bauble with festive colours, decorations and sustainable materials.
- 4** Use a pin to make a hole in the spot marked with a  *Ask an adult for help with this bit*
- 5** Thread a loop of string or ribbon through the hole and your Bikeability Bauble is ready to hang on your Christmas tree!

To enter the competition



Take a photo of your creation and post it on social media using the hashtag #MyBikeabilityBauble & tag us @BikeabilityUK!



Post your photo on Facebook, Twitter or Instagram.
Or send your photo by email to hello@bikeabilitytrust.org




Entries are open from Thursday 1 until Saturday 24 December 2022
The most creative Bikeability Bauble will WIN a Squish Balance Bike!





Good luck and Merry Squishmas from Bikeability!





Classic bike





Hand cycle

