



## KS2 English

### Turn road worthy bike checks into a dramatic story

Utilising exciting adjectives, fronted adverbials, complex sentences and metaphors and similes to turn road worthy bike checks into a dramatic story.

#### READY CURRICULUM LINKS & SESSION OUTCOMES




English: (LKS2)

- Building a varied and rich vocabulary.
- Assessing effectiveness of others' writing and suggesting improvements.

(UKS2)

- Identifying purpose and developing an idea.
- Using a thesaurus to improve word choice.
- Proposing changes to vocabulary

This learning resource gives pupils an opportunity to analyse an existing piece of writing, discuss its purpose and identify how changing that purpose might then change the vocabulary used. Then to put that into practice by utilising techniques identified in the curriculum to rewrite and improve the text.




#### SET WHAT YOU WILL NEED

- The materials listed in this document
- [This YouTube video.](#)
- [This page of the Highway Code](#)
- You may also wish to have some thesaurus' on hand or word banks to support with word choices.

#### PEDAL WHAT TO DO

- Introduce the idea of the lesson. Pupils will analyse a piece of text written for one purpose, change that purpose and suggest how the vocabulary used could be improved to suit that new purpose.
- Show pupils [this YouTube video.](#)
- Task 1: Discuss the text as a class and the purpose of the writing.
- Task 2: Change the purpose to writing to excite and engage. How will this change the vocabulary used? Now let's try re-writing the text for this purpose!



#### TO MAKE THIS LEARNING ACTIVE

While watching the video as a class come up with some actions for each key check of the bike. Encourage children to use these actions at the appropriate moments in the video.



#### DID YOU KNOW?

A single parking space for a car can fit up to 12 bikes. Wow!

## Can you turn the Highway Code into a dramatic story?

TASK ONE: Read the text below taken from The Highway Code and work out what the purpose of the text is.

Make sure that you feel confident of your ability to ride safely on the road. Be sure that;

- You choose the right size and type of cycle for comfort and safety
- Lights and reflectors are kept clean and in good working order
- Tyres are in good condition and inflated to the pressure shown on the tyre
- Gears are working correctly
- The chain is properly adjusted and oiled
- The saddle and handlebars are adjusted to the correct height.

It is recommended that you fit a bell to your cycle.

You MUST

- Ensure your brakes are efficient
- At night, use lit front and rear lights and have a red rear reflector.

What is the purpose of this text? \_\_\_\_\_

TASK TWO: The purpose of the this text is now to engage and entertain. Change the vocabulary to help it fit that purpose....

He made sure to \_\_\_\_\_ ask himself how confident he felt about his ability to ride safely on the road. He \_\_\_\_\_ gripped the bike to check it was ready to go.

He looked at the \_\_\_\_\_ cycle and then back at himself. "Is my bike the right size for me?" he \_\_\_\_\_ asked himself. He then checked his \_\_\_\_\_ lights and reflectors and \_\_\_\_\_ clutched the tyres to check they're condition and inflation.

He gulped as he \_\_\_\_\_ checked if the gears on his bike were working correctly. Next he \_\_\_\_\_ looked down to the bike chain checking if the \_\_\_\_\_ chain was properly adjusted and oiled. Finally, he \_\_\_\_\_ jumped on the bike to check his \_\_\_\_\_ saddle and handlebars were at the right height.

It was time to ride off into the \_\_\_\_\_ night. He made sure he had front and rear lights and a red rear reflector. It was time to go he \_\_\_\_\_ thought.

# Can you turn the Highway Code into a dramatic story?

TASK ONE: Read the text below taken from The Highway Code and work out what the purpose of the text is.

Make sure that you feel confident of your ability to ride safely on the road. Be sure that;

- You choose the right size and type of cycle for comfort and safety
- Lights and reflectors are kept clean and in good working order
- Tyres are in good condition and inflated to the pressure shown on the tyre
- Gears are working correctly
- The chain is properly adjusted and oiled
- The saddle and handlebars are adjusted to the correct height.

It is recommended that you fit a bell to your cycle.

You MUST

- Ensure your brakes are efficient
- At night, use lit front and rear lights and have a red rear reflector.

What is the purpose of this text? \_\_\_\_\_

TASK TWO: You're now writing to entertain but you have to try to include all the same information. Use lots of descriptive writing, metaphors, similes, fronted adverbials, etc to make your short story as entertaining as possible.

---

---

---

---

---

---

---

---

---

---